

PARCC

Reading the Score

Presented by:

Mrs. Amy Morley, Main Road School Principal and
Mr. Theodore Peters, Reutter School Principal

November 19th, 2015

What are the primary objectives of the PARCC Assessment System?

- ✓ Determine whether students are college- and career-ready or “on track”
- ✓ Provide tools to assess student learning and support instruction *during* the school year
- ✓ Report growth in performance as well as absolute achievement
- ✓ Report comparable results across schools, districts and member states
- ✓ Generate valid and reliable information to inform instruction and accountability decisions
- ✓ Use technology for a range of purposes including increasing student access, providing accommodations, engaging students, and creating efficiencies in administration, scoring and reporting



Five Performance Levels

PARCC

PARCC uses five performance levels that delineate the knowledge, skills, and practices students are able to demonstrate:

Level 1:
Did Not Yet
Meet
Expectations

Level 2:
Partially Met
Expectations

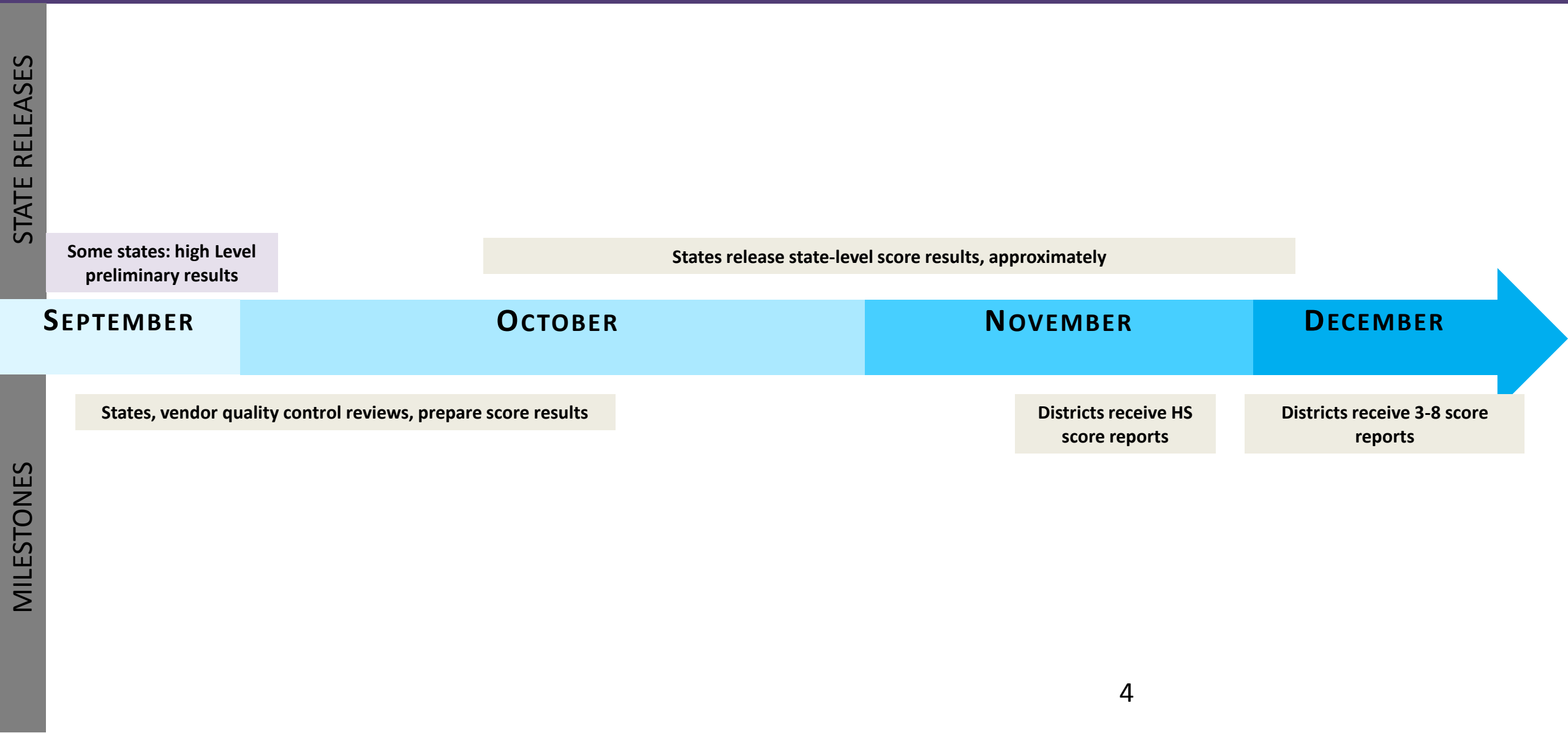
Level 3:
Approached
Expectations

Level 4:
Met
Expectations

Level 5:
Exceeded
Expectations

Score Release Timeline

PARCC



The Score Report

<http://www.parcconline.org/assessments/score-results>



FIRSTNAME4 M. LASTNAME4

Date of Birth: 09/19/2000 ID: 99999999 Grade: 6

SAMPLE DISTRICT NAME

SAMPLE SCHOOL ONE NAME

COLORADO

PARCC

ENGLISH LANGUAGE ARTS / LITERACY

Grade 6 Assessment Report, 2014–2015

This report provides information about how your child performed on the PARCC English language arts/literacy assessment. It shows whether your child met grade-level expectations and if your child is on track for the next grade level.

This test is just one measure of how well your child is performing academically. Other information, such as grades, teacher feedback and scores on other tests will help determine your child's academic strengths and needs.

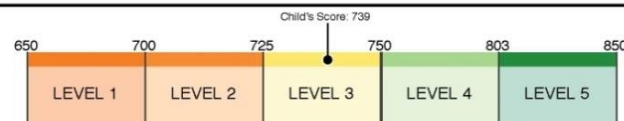
To learn more about the test, and to view sample questions and practice tests, visit understandthescore.org.

ENGLISH LANGUAGE ARTS / LITERACY PERFORMANCE

Level 3

Your child performed at Level 3 and earned a score of **739**

Students performing at levels 4 and 5 met or exceeded expectations.
For a description of each performance level, see page 2.



School average	District average	State average	PARCC average
741	765	745	739

READING

Reading score range: 10 to 90	Average of students just meeting expectations 50	School average 52
Your child's score 44	District average 48	State average 45

LITERARY TEXT

↓ In this area, your child did not do as well as students who met the expectations.

Students meet expectations by showing they can read and analyze grade appropriate fiction, drama and poetry.

INFORMATIONAL TEXT

↔ In this area, your child did almost as well as students who met the expectations.

Students meet expectations by showing they can read and analyze grade-appropriate non-fiction, including texts about history, science, art, and music.

VOCABULARY

↑ In this area, your child did as well as or better than students who met the expectations.

Students meet expectations by showing they can use context to determine what words and phrases mean in grade-appropriate texts.

WRITING

Writing score range: 10 to 60	Average of students just meeting expectations 35	School average 39
Your child's score: 30	District average 35	State average 31

WRITING EXPRESSION

↓ In this area, your child did not do as well as students who met the expectations.

Students meet expectations by showing they can compose well-developed, organized, and clear writing, using details from what they have read.

KNOWLEDGE AND USE OF LANGUAGE CONVENTIONS

↑ In this area, your child did as well as or better than students who met the expectations.

Students meet expectations by showing they can compose writing using the rules of standard English, including those for grammar, spelling, and usage.

LEGEND

↓ Below Expectations ↔ Nearly Meets Expectations ↑ Meets or Exceeds Expectations

To see selected questions from the test, visit understandthescore.org.



FIRSTNAME4 M. LASTNAME4

Date of Birth: 09/19/2000 ID: 99999999 Grade: 6

SAMPLE DISTRICT NAME

SAMPLE SCHOOL ONE NAME

COLORADO

ENGLISH LANGUAGE ARTS / LITERACY

Grade 6 Assessment Report, 2014–2015

This report provides information about how your child performed on the PARCC English language arts/literacy assessment. It shows whether your child met grade-level expectations and if your child is on track for the next grade level.

This test is just one measure of how well your child is performing academically. Other information, such as grades, teacher feedback and scores on other tests will help determine your child's academic strengths and needs.

To learn more about the test and to view sample questions and practice tests visit [www.parcckids.org](#)

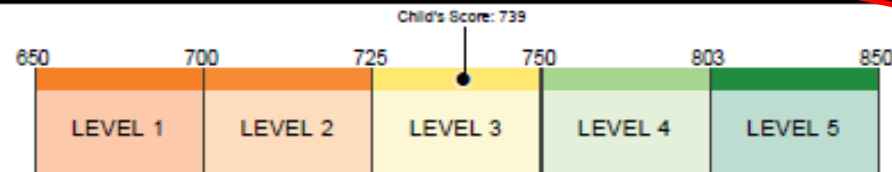
ENGLISH LANGUAGE ARTS / LITERACY PERFORMANCE

Level 3

Your child performed at Level 3 and earned a score of 739

6

Students performing at levels 4 and 5 met or exceeded expectations. For a description of each performance level, see page 2.



School average	District average	State average	PARCC average
741	765	745	739

READING

Reading score range:
10 to 90
Your child's score

44

Average of students just meeting expectations 50	School average 52
District average 48	State average 45

WRITING

Writing score range:
10 to 60
Your child's score:
30

Average of students just meeting expectations 35	School average 39
District average 35	State average 31

LITERARY TEXT



In this area, your child did not do as well as students who met the expectations.

Students meet expectations by showing they can read and analyze grade appropriate fiction, drama and poetry.

INFORMATIONAL TEXT



In this area, your child did almost as well as students who met the expectations.

Students meet expectations by showing they can read and analyze grade-appropriate non-fiction, including texts about history, science, art, and music.

VOCABULARY



In this area, your child did as well as or better than students who met the expectations.

Students meet expectations by showing they can use context to determine what words and phrases mean in grade-appropriate texts.

WRITING EXPRESSION



In this area, your child did not do as well as students who met the expectations.

Students meet expectations by showing they can compose well-developed, organized, and clear writing, using details from what they have read.

KNOWLEDGE AND USE OF LANGUAGE CONVENTIONS



In this area, your child did as well as or better than students who met the expectations.

Students meet expectations by showing they can compose writing using the rules of standard English, including those for grammar, spelling, and usage.

LEGEND



Below
Expectations



Nearly Meets
Expectations



Meets or Exceeds
Expectations

To see selected questions from the test visit, understandthescore.org.



FIRSTNAME2 M. LASTNAME2
Date of Birth: 09/19/2000 **Grade: 4**
SAMPLE DISTRICT NAME
SAMPLE SCHOOL ONE NAME
NEW JERSEY

MATHEMATICS

Grade 4 Assessment Report, 2014–2015

This report provides information about how your child performed on the PARCC mathematics assessment. It shows whether your child met grade-level expectations and if your child is on track for the next grade level.

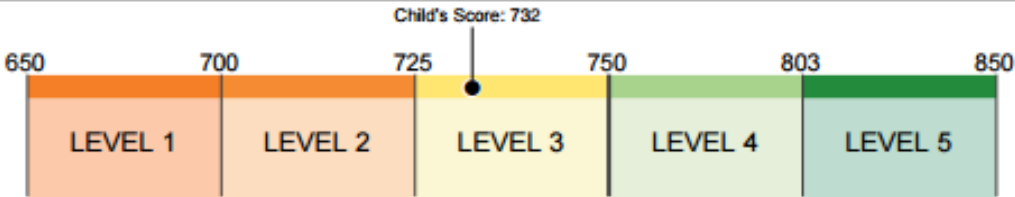
This test is just one measure of how well your child is performing academically. Other information, such as grades, teacher feedback and scores on other tests will help determine your child's academic strengths and needs.

To learn more about the test, and to view sample questions and practice tests, visit understandthescore.org.

MATHEMATICS PERFORMANCE

Level 3
Your child performed at Level 3
and earned a score of 732

Students performing at levels 4 and 5 met or exceeded expectations.
For a description of each performance level, see page 2.



School average	District average	State average	PARCC average
761	759	758	747

ADDITIONAL INFORMATION ABOUT YOUR CHILD’S MATHEMATICS SCORE

MAJOR CONTENT



In this area, your child did almost as well as students who met the expectations.

Students meet expectations by solving problems involving addition, subtraction, multiplication and division, place value, fraction comparisons, and addition and subtraction of fractions with same denominators.

EXPRESSING MATHEMATICAL REASONING



In this area, your child did as well as or better than students who met the expectations.

Students meet expectations by creating and justifying logical mathematical solutions and analyzing and correcting the reasoning of others.

ADDITIONAL & SUPPORTING CONTENT



In this area, your child did not do as well as students who met the expectations.

Students meet expectations by solving problems involving number and shape patterns, simple measurement conversions, angle measurements, geometric shapes classification, and representations of data.

MODELING & APPLICATION



In this area, your child did not do as well as students who met the expectations.

Students meet expectations by solving real-world problems, representing and solving problems with symbols, reasoning quantitatively and strategically using appropriate tools.

For a list of the major and additional content at each grade level, see parconline.org/math.

LEGEND

Below Expectations

Nearly Meets Expectations

Meets or Exceeds Expectations

To see selected questions from the test, visit understandthescore.org.

HOW CAN I USE THIS REPORT TO HELP MY CHILD?

Use the report to start a discussion with your child's teacher(s) about his/her academic strengths and areas for improvement. You could ask:

- What can we do at home, in class and at school to help continue building my child's knowledge and skills in areas where he/she exceeds the expectations?
- What can we do at home, in class and at school to help support my child, where the expectations of the grade level were not met?

What are the PARCC tests? The tests measure how well students have learned grade-level material in English language arts/literacy and mathematics. Students who meet or exceed expectations are on track for the next grade level and, ultimately, for college and careers. The tests include questions that measure your child's fundamental skills and knowledge, and require students to think critically, solve problems and support or explain their answers. The test is one of several ways to help parents and teachers understand how well children are learning.

What do the performance levels mean? The performance levels listed below describe how well students met the academic expectations for their grade level.

- Level 1: Did not yet meet expectations
- Level 2: Partially met expectations
- Level 3: Approached expectations
- Level 4: Met expectations
- Level 5: Exceeded expectations

How do the test scores this year compare to those in past years? The knowledge and skills tested this year are different - and in some cases more rigorous - than in the past. If your child's score is different than you expected, meet with your child's teacher to understand what that means and how you can help your child improve his or her performance.

How will my child's school use the test results? Results from the test give your child's teacher information about his/her academic performance. The results also give your school and school district important information to make improvements to the education program and to teaching.

How can I use the mathematics scores? The best way to make sense of these scores is to compare them to the average for students who met the expectations and the average for students in your child's school, district, and state. Also, look at the information below the scores. How is your child doing in each area of mathematics? Ask your child's teacher how you can give your child more opportunities to be challenged and how you can support his/her academic needs.

Probable range. The probable range in the score on this test is plus or minus 3 points. This is the amount of change that would be expected in your child's score if he/she were to take the test many times. Small differences in scores should not be over interpreted.

For information and resources, including sample PARCC test questions and the PTA's Guide to Student Success, visit understandthescore.org.

What Parents Need to Know About the Score Reports

- **The PARCC tests replace the old state tests.** They measure how well students are performing against the new state standards that guide math and English language arts instruction.
- **The PARCC tests are only one of several measures,** including report card grades and in-class performance, that are used to determine a student's academic achievement.
- **The score reports are a valuable tool for parents and teachers.** The report provides a deeper level of information that can be used to better understand where students are doing well and where they need additional support. This helps teachers and parents support students.

What Parents Need to Know About the Score Reports

- **The PARCC tests moves away from multiple choice questions** to ones that allow students to demonstrate a real understanding of what they know and can do by writing essays, solving real world problems, and reading and analyzing complex text—all critical skills in the real-world.
- **Your child's score may look lower this year because the tests measured more complex skills.** A low score does not mean your child did not improve or learned less, but instead that the expectations have been raised for students.
- **The first year's scores are a new baseline** from which to progress from and measure against moving forward.



What resources are available for additional assistance?

<http://www.parcconline.org/resources/educator-resources>

Educator Resources

TOOLS AND TUTORIALS FOR EDUCATORS

The PARCC consortium of states has a wealth of resources for educators, covering issues from test design to technology tutorials.

Score Report Resources for Educators

States and districts are preparing to release student results for the initial administration of the PARCC assessments. The PARCC states, with their partners, have developed materials to assist local educators as they prepare to receive and review these initial results, and begin a dialogue with parents

Share This Page:



Educator Resources

Online Professional Learning
Model Content Frameworks

UnderstandTheScore.org

En Español

Enter Keyword

Q

Score Report Guide

Help Your Child

About the Test

Your State

A New Kind of Academic Checkup

FIRSTNAME4 M. LASTNAME4

Date of Birth: 05/18/2000 ID: 66669999 Grade: 6

SAMPLE DISTRICT NAME

SAMPLE SCHOOL ONE NAME

ENGLISH LANGUAGE ARTS / LITERACY

Grade 6 Assessment Report, 2014–2015

This report provides information about how your child performed on the PARCC English language arts/literacy assessment. It shows whether your child met grade-level expectations and if your child is on track for the next grade level.

This test is just one measure of how well your child is performing academically. Other information, such as grades, teacher feedback and scores on other tests will help determine your child's academic strengths and needs.

To learn more about the test, and to view sample questions and practice tests, visit [understandthescore.org](#).

ENGLISH LANGUAGE ARTS / LITERACY PERFORMANCE

Level 3

Your child performed at Level 3 and earned a score of 739

Students performing at levels 4 and 5 met or exceeded expectations. For a description of each performance level, see page 2.

680

720

725

750

803

850

LEVEL 1

LEVEL 2

LEVEL 3

LEVEL 4

LEVEL 5

School average: 741

District average: 765

State average: 745

PARCC average: 739

READING

Reading score range: 10 to 60

Average of students just meeting expectations: 52

School average: 52

Your child's score: 44

District average: 48

State average: 45

WRITING

Writing score range: 10 to 60

Average of students just meeting expectations: 35

School average: 30

Your child's score: 30

District average: 35

State average: 31

LITERARY TEXT

In this area, your child did not do as well as students who met the expectations.

Students meet expectations by showing they can read and analyze grade-appropriate fiction, drama and poetry.

INFORMATIONAL TEXT

In this area, your child did almost as well as students who met the expectations.

Students meet expectations by showing they can read and analyze grade-appropriate non-fiction, including texts about history, science, art, and music.

VOCABULARY

In this area, your child did as well as or better than students who met the expectations.

Students meet expectations by showing they can use context to...

WRITING EXPRESSION

In this area, your child did not do as well as students who met the expectations.

Students meet expectations by showing they can compose well-developed, organized, and clear writing, using details from what they have read.

KNOWLEDGE AND USE OF LANGUAGE CONVENTIONS

In this area, your child did as well as or better than students who met the expectations.

Students meet expectations by showing they can compose writing using the rules of standard English, including those for grammar, spelling, and usage.

LEGEND

Below Expectations

Nearly Meets Expectations

Meets or Exceeds Expectations

Understanding Your Child's Test Results

The PARCC test was designed to provide clear information on your child's progress toward meeting grade level expectations and mastering important skills like critical thinking. The score report gives you a snapshot of how your child is progressing and shows where he or she excels or needs more support. This information, along with grades, teacher feedback and scores on other tests, will help give a more complete picture of how well your child is performing academically.

Next Steps For Parents

SCORE REPORT GUIDE: STEP ONE
Overall Score

f

t

p

8+

in

GREAT KIDS

PARENTING ▾

WHOLE CHILD ▾

LEARNING ISSUES ▾

ACADEMICS ▾

MILESTONES

WORKSHEETS

VIDEOS

Trending Topics:

Emotional smarts

Understanding the new state tests

search

Q

GreatKids State Test Guide for Parents

Understanding your child's test scores

The test results are in! Wonder what they mean? We break down the details — and give you powerful ways to help your child succeed.

ELA/Literacy

Math

3rd

4th

5th

6th

7th

8th

4TH GRADE

ELA/Literacy Skills

Fourth graders should read smoothly and with expression. Instead of skipping unknown words, they should use context, root words, or a dictionary to figure them out.

> Reading

What it means

How to help

What they're learning


Fourth graders should be independently reading increasingly challenging books, such as *The Black Stallion*, and poems, such as Shel Silverstein's *Whatif*. They will discover a range of sentence structures and vocabulary words (like *descended*) that make them flex their reading muscles. As students discuss what they've read, they should be able to point to several examples in the text (also called *evidence*) to back up their ideas.

Kids need to explain their thinking, use details, and make connections between what they read and what they already know.

Fourth graders begin to make sense of information presented in maps, timelines, and charts in history or science readings. Students are expected to work independently, even on challenging assignments that require research.

<http://www.greatschools.org/gk/test-guide>

17



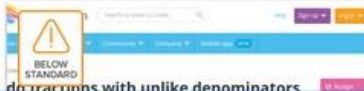
Changes In The Classroom ▾ Helping Your Child ▾ Game Plan For Success ▾

Skill Builder

Looking for ways to use your children's Smarter Balanced test scores to support them at home? Search by grade, subject, and scoring category to find resources tailored to the areas where your child needs support. These resources have been identified as helpful to kids and mapped to standards by Raise the Bar, an initiative of America Achieves.

State	Grade	Subject	Test Area
Which state are you in?	Which grade are you looking for?	Which subject are you interested in?	Which test areas are you interested in?
Showing All ▾	Showing All ▾	Showing All ▾	Showing All ▾
<div>Get Results</div>			

633 RESULTS



Mathematics - Reasoning
Add fractions with unlike denominators by creating area models.

Sign up to get great parent tips every month.

Sign Up

Questions?